




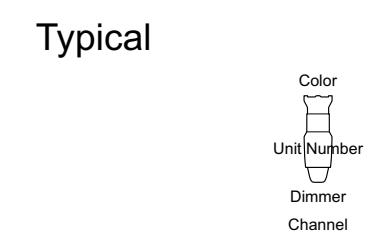


- Light**
-  Altman PAR 56 WFL @ 500w
  -  Altman PAR 64 MFL @ 1KW
  -  Altman PAR 64 WFL @ 1KW
  -  Light Instr Elation ELAR 108Par RGBW 4ch @ 120w
  -  ETC ColorSource PAR Wide Round @ 90w
  -  ETC Source4 50deg @ 575w



**Notes:**  
 Truss height - 17' 1"  
 Pipe height - 18' 3"

Please note there discrepancies up to 3" due to uneven floor and bend  
 Balcony railing can be used as hanging position

Progress Lab Studio  
 House Plot  
 Draft V1  
 Drafted By Jamie Sweeney  
 Date: August 2nd